



Prix par taille : = : 73 € +1 : 99 € +2 : 155 € +3 : 240 € +4 : 380 € +5 : 595 € +6 : 950 €

Le rapport pour augmenter ou diminuer les tailles est de 1,3.



**Trialiste**  
**081D+2** 71 x 76 cm  
+2 +3 +4 +5



**Moto cross**  
**081C+1** 53 x 51 cm  
+1 +2 +3 +4



**Moto cross**  
**081B+1** 62 x 51 cm  
+1 +2 +3 +4



**Motard pistard**  
**081E+1** 60 x 30 cm  
+1 +2 +3 +4




**Supermotard**  
**081** 41 x 36 cm  
= +1 +2 +3 +4



**Sidecarcross**  
**404D+2** 70 x 53 cm  
+2 +3 +4



**BMW K1200RS**  
**135** 41 x 34 cm  
= +1 +2 +3 +4



**BMW 1200 GS**  
**135B** 47 x 30 cm  
= +1 +2 +3 +4



**Ducati 916 SP**  
**092** 35 x 32 cm  
= +1 +2 +3 +4




**Harley Davidson**  
**158A** 48 x 31 cm  
= +1 +2 +3 +4



**Harley 1200 Custom**  
**158C** 42 x 33 cm  
= +1 +2 +3 +4



**Harley Softail Héritage**  
**158F+1** 62 x 37 cm  
+1 +2 +3 +4



**Chopper Harley**  
**158G+2** 83 x 48 cm  
+2 +3 +4



**Honda Goldwing**  
**305** 45 x 33 cm  
= +1 +2 +3 +4



**Goldwing 1800 Sport**  
**305B+1** 56 x 38 cm  
+1 +2 +3



**Honda CB 1300S**  
**549+1** 59 x 40 cm  
+1 +2 +3 +4




**Honda 1300 Pan Euro...**  
**549B+1** 52 x 38 cm  
+1 +2 +3 +4



**Moto Guzzi V11 2003**  
**569B+1** 60 x 33 cm  
+1 +2 +3




**Kawasaki 1700VN Tourer**  
**548+1** 59 x 40 cm  
+1 +2 +3 +4




**Kawasaki Z900RS**  
**548C+1** 60 x 37 cm  
+1 +2 +3



**Triumph Rocket 3**  
**437D+1** 60 x 36 cm  
+1 +2 +3 +4



**Terrot**  
**569+1** 60 x 29 cm  
+1 +2 +3 +4



**Victory Vision**  
**553+1** 67 x 36 cm  
+1 +2 +3 +4



**Yamaha FZ6**  
**531** 45 x 27 cm  
= +1 +2 +3 +4



**Yamaha 1700 Vmax**  
**531B+1** 53 x 40 cm  
+1 +2 +3 +4




**Side car**  
**404** 44 x 30 cm  
= +1 +2 +3 +4



**Side car**  
**404B+1** 57 x 37 cm  
+1 +2 +3 +4



**Side car Harley**  
**404C** 45 x 30 cm  
= +1 +2 +3 +4



**Vespa Acma**  
**334B** 46 x 29 cm  
= +1 +2 +3 +4



**Lambretta**  
**334A** 48 x 32 cm  
= +1 +2 +3 +4



**Cyclomoteur Peugeot**  
**318B** 47 x 30 cm  
= +1 +2 +3



**Vespa Piaggio APE 400**  
**334C+1** 53 x 40 cm  
+1 +2 +3



**Solex**  
**318** 42 x 33 cm  
= +1 +2 +3 +4



**VTT**  
**319** 44 x 35 cm  
= +1 +2 +3 +4